

For those of you outside the US who would like the Kindle Worlds books but cannot accept them as a gift from someone in the US, here is a tutorial on how to set up a suitable amazon account to download them on.

You will be setting up a **NEW** account on the Amazon US site first.

Go to [amazon.com](https://www.amazon.com) to register.

You should use an email **OTHER** than the one you have used to sign into your regular account. I recommend you go to gmail/Hotmail/yahoo and make one up. It's best to use a .com address (and not a .uk or whatever one).

amazon Your Account | Help

Registration
New to Amazon.com? Register Below.

My name is:

My e-mail address is:

Type it again:

Protect your information with a password
This will be your only Amazon.com password.

Enter a new password:

Type it again:

By creating an account, you agree to Amazon.com's [Conditions of Use](#) and [Privacy Notice](#).

Conditions of Use Privacy Notice
© 1996-2015, Amazon.com, Inc. or its affiliates

Now you'll need to go to the add address page (see next page)
Account—Manage Addresses and 1-click settings—Add a new address

[Your Account](#) > [Manage Addresses and 1-Click Settings](#) > [Add a New Address](#)

Future mailing labels will appear exactly as you enter them below. This change will not affect orders currently being processed. To change the address on an open order from your [Order History](#).

Add an address

Full name:

Address line 1:
Street address, P.O. box, company name, c/o

Address line 2:
Apartment, suite, unit, building, floor, etc.

City:

State/Province/Region:

ZIP:

Country: ▼

Phone number: [Learn more](#)

Optional Delivery Preferences ([What's this?](#))

Weekend Delivery: ▼

Security Access Code:
For buildings or gated communities

[Save & Add Payment Method](#)

[Save & Continue](#)

Get to Know Us

- [Careers](#)
- [Investor Relations](#)
- [Press Releases](#)
- [Amazon and Our Planet](#)

Make Money with Us

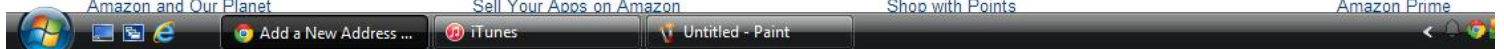
- [Sell on Amazon](#)
- [Sell Your Services on Amazon](#)
- [Sell on Amazon Business](#)
- [Sell Your Apps on Amazon](#)

Amazon Payment Products

- [Amazon.com Rewards Visa Card](#)
- [Amazon.com Store Card](#)
- [Amazon.com Corporate Credit Line](#)
- [Shop with Points](#)

Let Us Help You

- [Your Account](#)
- [Your Orders](#)
- [Shipping Rates & Policies](#)
- [Amazon Prime](#)



Like this (You can use any US address, this one is Author Susan Stoker's PO Box, feel free to use it if you need to). You will also need to set up your credit card in settings. This is just the ACCOUNT address, not your credit card address so setting your payment info should be as normal.

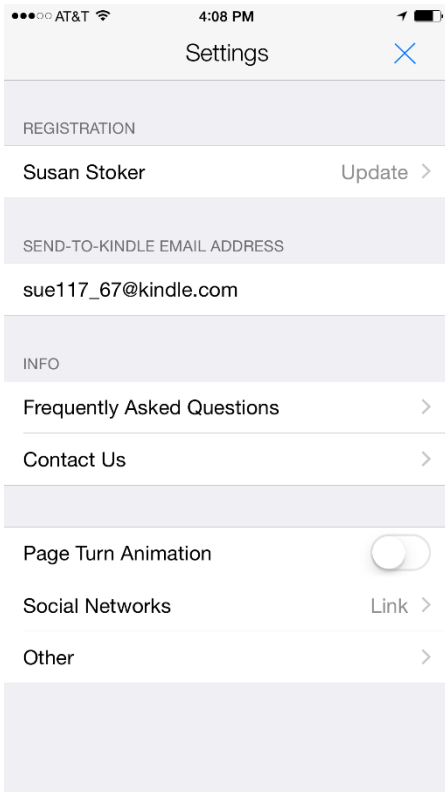
It should now work for you to download books from Amazon that aren't available in the UK or other countries (like the Kindle World books). Also it should allow you to accept gift books sent through amazon that you might not be able to accept through your regular account.

If you don't want to put your credit card into this new account (perfectly understandable), then you will need to get someone to "gift" you the book to THIS new US email account, and you can download the book here.

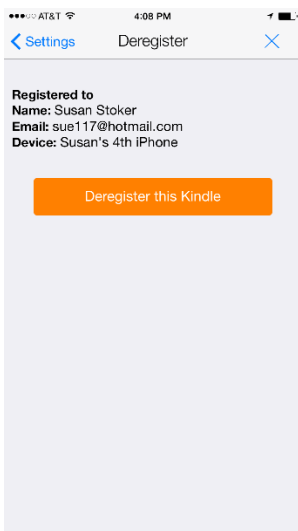
So now that you have bought the book or been gifted the book, how do you read it?

1. You can download the Kindle app on your computer and log in with this new US account info...and it should be there.
2. If you have an “extra” device that you can download the Kindle App on, do so and log in with this new US account info, and it should be there.
3. If you only have one device (i.e. your phone) you can switch back and forth between your regular Kindle account and this new US one.

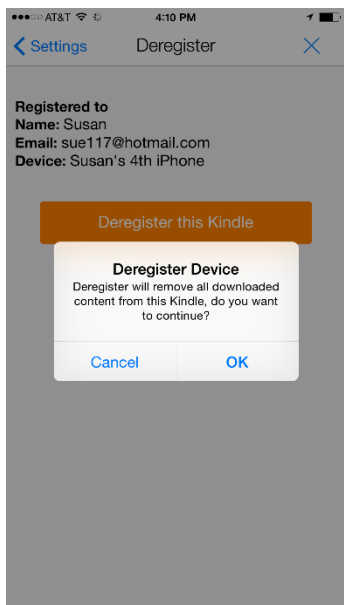
a. Go to settings and click on your name under “Registration”



Then click on “deregister this kindle”.



You will get the below warning...which is scary, I know, but all it does is “log you out” of the kindle on the device you’re using. Now...a warning...when you log back into your regular account ALL of your books will have to be re-downloaded to your Device (they will still all be there, they’ll just be in the “cloud” instead of on your device...so if you have thousands of books, and you want to be able to read any of them at any time without having to re-down load them...it can be a pain. That’s why it MIGHT be better to just use an app on a laptop of computer , or an extra device that you don’t use much anymore...so you don’t have to re-download all your books).



Then all you have to do is log into the Kindle App with your new US account info...and the book you bought (or have been gifted) will be there!



I know some have tried on their regular account to change the country in the settings tab under “Manage your Content and Devices”, but it didn’t accept a US address, saying the address wasn’t “available in their region”

I know this is a pain, but it seems to be the easiest way to be able to get any book you want from the Kindle Worlds so you can read it. Until Amazon can figure out how and get the appropriate approvals to sell the KW books on all the international platforms, this is a way to work around it.

Good luck and THANK YOU for having the patience and the desire to want to jump through these hoops to get the books! 😊